



PER LAPD: THIS MONTH THERE HAVE BEEN:



197

Total Gang Crimes in the 23 GRYD Zones

1-2 FROM OCTOBER 29 - NOVEMBER 25, 2017 GRYD RESPONDED TO:

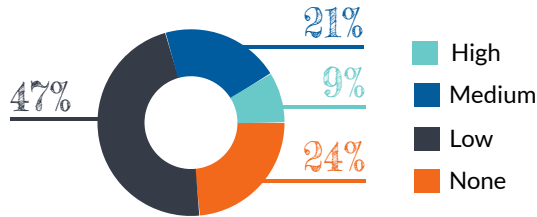
34

Violent incidents that were either gang-related, held the potential for retaliatory violence, or otherwise impacted the communities within GRYD's areas of service.

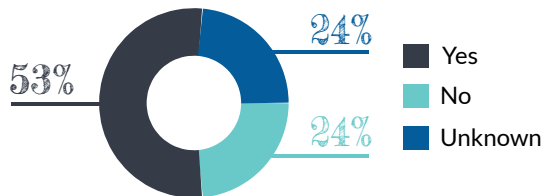
88% Of these took place inside a GRYD Zone.

4 INCIDENT CHARACTERISTICS

Potential for Retaliation

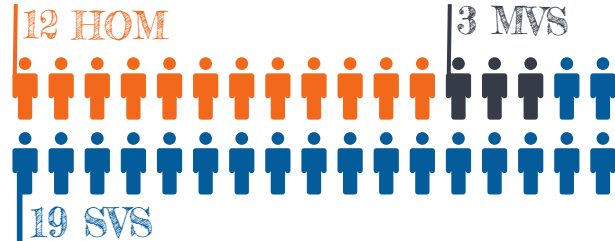


Gang Related



3 INCIDENTS BY TYPE

- Homicides
- Single Victim Shootings
- Other
- Multiple Victim Shootings
- Shots Fired



5 HOURS OF PROACTIVE PEACEKEEPING

Total Hours: 5,495



*Percentage may not total 100 due to rounding



INTERVENTION: INCIDENT RESPONSE (IR)



Data Point

Where do these numbers come from?

Source



Total Gang Crimes

Total number of gang crimes in the 23 GRYD Zones during the time period identified (includes: homicides, aggravated assault, ADW on Police Officer, rape, robbery, carjack, shots in hab dwelling, arson, criminal threat, extortion.

LAPD - GRYD Weekly Crime Stats



% change, total previous (YTD only)

% change compared to the same period in the previous year and total number of gang crimes from the previous YTD.

LAPD - GRYD Weekly Crime Stats



TOTAL # INCIDENTS RESPONDED TO BY GRYD

Total count of incidents that are gang-related/impact gang-relationships to which both GRYD RPCs and CIWs responded across all GRYD Zones. GRYD staff and Community Intervention Workers (CIWs) respond to violent incidents that hold the potential for gang retaliation in an effort to deter future violence.

GRYD IR Database Incident Master List



% INCIDENTS INSIDE GRYD ZONES

% of incidents from Point 3 that took place inside a GRYD Zone. Incidents outside GRYD Zones or may be responded to due to potential impact on GRYD areas of service. When a gang-related violent incident occurs in a GRYD Zone or is related to a GRYD Zone, GRYD staff and CIWs work together to keep the community informed and to reduce the likelihood of retaliation.

GRYD IR Database Incident Master List



INCIDENTS BY TYPE

Point 1 incidents broken down by counts of incident type (Homicide, Multiple Victim Shooting, Single Victim Shooting, Shots Fired, Other). The Other incident types may include: assaults, stabbings, kidnappings, officer involved shootings and etc.

GRYD IR Database Incident Master List



INCIDENT CHARACTERISTICS

Point 1 incidents broken down by counts of incident type (Homicide, Multiple Victim Shooting, Single Victim Shooting, Shots Fired, Other). The Other incident types may include: assaults, stabbings, kidnappings, officer involved shootings and etc.

GRYD IR Database Incident Master List



PROACTIVE PEACEKEEPING

Number of hours spent on proactive peacekeeping activities that are not related to an incidents by activity group (defined below) as well as total number of hours spent for all 5 groups. Activities are grouped as follows:

GRYD IR Database Proactive Peacekeeping Activity Log

- 1) Street Intervention: rumor control, street mediation, peace maintenance, street outreach, and monitored hot-spot;
- 2) School Related: Safe passage, contact with school;
- 3) CBO/LAPD: law enforcement contact and collaboration, GRYD collaboration, CBO contact;
- 4) Community Events: Community engagement, community meeting, event/activity, workshop;
- 5) Personal Engagement: Mentoring, impact sessions, potential client contact, family engagement.

*Percentage may not total 100 due to rounding





1-4 WHO IS BEING REFERRED TO GRYD PREVENTION?

157

Referrals made to GRYD Prevention services so far this month.

56%

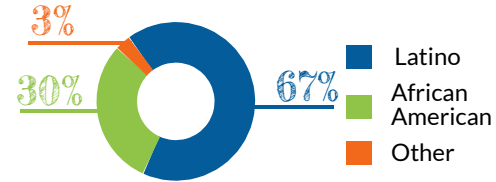
Are 12-14 years old at time of referral.



64% Male



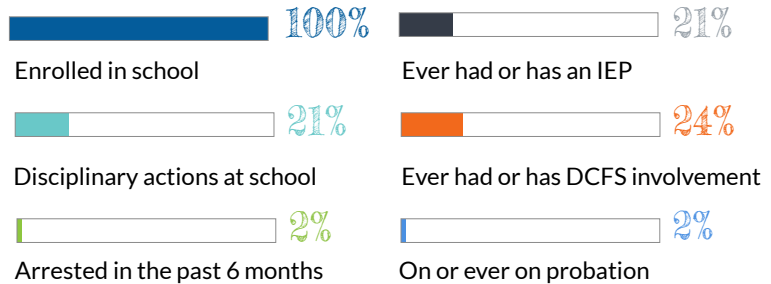
36% Female



5-7 GRYD PREVENTION CLIENTS

Number of Youth Currently Receiving Services:	1,071 760	Secondary Prevention Primary Prevention
Number Of New Secondary Prevention Enrollments This Month:	66	Youth Enrolled

8 CHARACTERISTICS IN THE LAST 6 MONTHS PRIOR TO ENROLLMENT



9 # OF FAMILY, INDIVIDUAL, AND GROUP MEETINGS COMPLETED THIS MONTH

Total Meetings: 2,130



791

Family Meetings



732

Individual Meetings



607

Group Activities

10 TOTAL # OF HOURS AND ACTIVITIES COMPLETED



1,332 Hours of direct interaction with youth and their families during family and individual meetings.

This is equivalent to 43 hours of individual/family meetings every day this month.



3,109

Total activities completed for primary and secondary clients this year including Family Meetings, Individual Meetings, Group Activities, and others.

*Percentage may not total 100 due to rounding



Data Point

Where do these numbers come from?

Source

<p>1 Total referrals</p>	<p>Count of referrals (based on referral date).</p>	<p>GRYD Database Referral Form</p>
<p>2-4 Age, Gender, and Race</p>	<p>The age range most referrals fall based on the date of birth/date of referral for all youth referred; % male / % female for all youth referred; % Latino, % African-American, % Other (includes Asian-American, Caucasian and other) for all youth referred with race data entered.</p>	<p>GRYD Database Demographics/Referrals</p>
<p>5 Current Secondary Prevention Clients</p>	<p>Number of Secondary Prevention clients currently receiving services; determined by: 1) Having a referral form, an initial meeting form, and an Activity Log. 2) Client category is a valid eligible option + service group is model/traditional. 3) Most recent status is services in progress (or planned and approved absence). 4) Record is active in ETO.</p>	<p>GRYD Database Referral Form Initial Meeting Form Activity Log Active Record</p>
<p>6 Current Primary Prevention Clients</p>	<p>Number of Primary Prevention clients currently receiving services; determined by: 1) Having a referral form and Activity Log. 2) Client category and service group are primary prevention. 3) Most recent status is services in progress. 4) Record is active in ETO.</p>	<p>GRYD Database Referral Form Activity Log Active Record</p>
<p>7 New Enrollments</p>	<p>Number of initial meetings that took place for those who become secondary prevention clients regardless of current status.</p>	<p>GRYD Database Initial Meeting Form</p>
<p>8 Characteristics at enrollment</p>	<p>% of new enrollments (those initial meetings counted above) having selected characteristics at time of enrollment: % that have had any school disciplinary actions, % have had/has DCFS involvement, % currently has IEP, % not enrolled in school, % on/ever on probation, %arrested in past 6 mo. for secondary prevention clients.</p>	<p>GRYD Database Initial Meeting Form</p>
<p>9 # Meetings</p>	<p>Number of Family, Individual, and Group meetings completed overall for Secondary and Primary Prevention (regardless of current status).</p>	<p>GRYD Database Activity Log</p>
<p>10 # Hours and Activities completed</p>	<p>The total number of hours for the Family and Individual Meetings completed and counted above - total hours as well as total hours by day for the time period; Total number of activities completed for both Secondary and Primary Prevention youth (regardless of current status). Completion based on attendance logged. Activities may include : Family Meetings, Individual Meetings, Group Activities, Team Meetings, Other Youth Development Activities, Collateral Contact, or other Family Activities.</p>	<p>GRYD Database Activity Log</p>

*Percentage may not total 100 due to rounding





1-4 WHO IS BEING REFERRED TO GRYD FCM?

121

Referrals made to GRYD FCM services so far this month.

50%

Are 16-18 years old at time of referral.



32% Male



68% Female

28%



■ Latino
■ African American
■ Other

5-7 GRYD INTERVENTION CLIENTS

Number of Young People Currently Receiving Services:	731 Case Managed Clients 370 TCS Clients
Number Of New Enrollments This Month:	44 Young People Enrolled

8 CHARACTERISTICS IN THE LAST 6 MONTHS PRIOR TO ENROLLMENT



Arrested in the past 6 months



Under the supervision of the Dept. of Corrections or Probation



Traveled outside a 3-mile radius to engage in pro-social activity

9 # OF FAMILY AND INDIVIDUAL MEETINGS COMPLETED THIS MONTH

Total Meetings: 1,378



447

Family Meetings



931

Individual Meetings

10 TOTAL # OF HOURS AND ACTIVITIES COMPLETED



1,107 Hours of direct interaction with clients and their families during family and individual meetings.

This is equivalent to 36 hours of individual/family meetings every day this month.



2,448

Total activities completed for TCS and Case Managed Clients this year including Family Meetings, Individual Meetings, and others.

*Percentage may not total 100 due to rounding

GRYD Intervention: Family Case Management (FCM)



Data Point

Where do these numbers come from?

Source

1 Total referrals

Count of referrals (based on referral date).

GRYD Database
Referral Form

2-4 Age, Gender and Race

The age range most referrals fall based on the date of birth/date of referral for all youth referred; % male / % female for all youth referred; % Latino, % African-American; % Other (includes Asian-American, Caucasian and other) for all youth referred with race data entered.

GRYD Database
Demographics/Referrals

5 Current FCM Clients

Number of FCM Case Managed clients currently receiving services; determined by: Having a referral form, an initial meeting form, and an Activity Log; most recent client category is a valid eligible option; most recent status is services in progress; record is active in ETO.

GRYD Database
Referral Form
Initial Meeting Form
Activity Log
Active Record

6 Current TCS Clients

Number of Indirect clients currently receiving services; determined by: Having a Referral Form and Activity Log; most recent client category is Transitional Client Services; most recent status is services in progress; record is active in ETO.

7 New Enrollments

Number of initial meetings that took place for those who become direct FCM clients- regardless of current status.

GRYD Database
Initial Meeting Form

8 Characteristics at enrollment

% of new enrollments (those initial meetings counted above) having selected characteristics at time of enrollment: %arrested in past 6 months; % under supervision of department of corrections or probation, % who travelled outside a 3-mile radius for a pro-social activity.

GRYD Database
Initial Meeting Form

9 # Meetings

Number of Family and Individual meetings completed overall for both direct and indirect clients (regardless of current status).

GRYD Database
Initial Meeting Form

10 # Hours and Activities Completed

The total number of hours for the # family and individual meetings completed and counted above - total hours as well as total hours by day; Total number of activities completed for all client types counted above (regardless of current status). Completion based on attendance logged. Activities may include: Family meetings; Individual Meetings; Team Meetings; Internal Substance Abuse Support Groups, Life Skills Classes, or connections to employment; Providing Client Transportation; Tracking down/Checking up on Client; Facilitating Services for Client; Advocacy For Client at School, Dependency Court, Criminal/Delinquency Court, with Probation/Parole officer, or other Advocacy; Event/Activity/Field Trip; Tattoo Services; Service Provider referral/Follow-up; or, other.

GRYD Database
Activity Log

